



Head Lice

ROBERT MOORE SCHOOL

Plan of Action when Head Lice is Detected

If head lice are reported in a class, the class and the class of any siblings will be checked by staff. For Junior Kindergarten to Grade 3, volunteers will do the check outside the classroom. For Grades 4 to 8 the check will take place in private in a non-classroom space away from their classroom.

If students are found with head lice, they will be called to the office and school staff will contact parents. Students will go home for treatment as soon as possible with a Head Lice Notice, indicating the evidence, required action, and parent certification note for student re-entry to school. Parents will also receive *Facts of Lice* (information to assist in the understanding, finding and getting rid of head lice).

Parents of classmates will receive a letter saying head lice have been found, so they can check their family.

Students returning to school after head lice treatment **will come to the office with their parent to be checked before going to class.** If no lice or eggs are found, the student can return to class. If, however, the problem persists (live head lice or numerous nits found), the student will be expected to return home to continue appropriate treatment.

Please be assured that in dealing with this sensitive issue we will be discreet. As always, strict confidentiality will be maintained.

Parent/Community Volunteers Needed

Robert Moore School will be establishing a Volunteer Head Lice Checking Team. Volunteers will receive training from the Northwestern Health Unit.

Classes will be checked regularly after major school breaks such as summer, Christmas, March, and Easter. Also, if a number of cases of head lice are reported within a short time period, the team will be requested to come in for additional multiple class head lice checks.

If you are willing and have the time to be part of this team, please submit your name and contact information to your child's classroom teacher, or contact the school office directly with your intention.

Mrs. Thompson or Mr. Keast will contact you with the date and time of the first meeting.


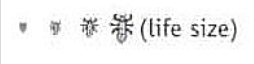


Thank you for helping us manage this nuisance at the school to ensure that students have every opportunity to be in attendance to learn and achieve success.



Head Lice

Head lice continues to be an ongoing issue, especially in school-aged children. Anyone can get head lice. It has nothing to do with whether you have clean or dirty hair, or the cleanliness of your home. Over the summer, and school breaks like Christmas and March Break, head lice spreads mainly by head-to-head contact especially as children enjoy activities with their friends and families. Head lice will continue to spread at school and during after school activities causing a frustrating year-long problem, unless we have **every family's co-operation to get rid of them completely.**

To combat this problem, we need your help. Please check your child's head once a week.

Look for:		
Lice	 (life size) <ul style="list-style-type: none"> - brown or grey - on or close to the scalp 	(Lice) Enlarged
Eggs	- tiny, oval (darker coloured eggs are most likely to be alive)	
Nits	<ul style="list-style-type: none"> - the white shells left after bug hatches out - glued to hair shaft (near to the scalp) especially behind ears, back of neck and under bangs 	Actual Size 

If you find lice:

- ◆ **Call the school** so a Head Lice Notice can be sent home with classmates to encourage families to check for head lice.
- ◆ Check every person in your house for head lice.
- ◆ Talk with your doctor first about what to use if the person needing treatment or doing the treatment is pregnant; is breast-feeding; is under the age of 2; has asthma or seizure disorder.
- ◆ Treat everyone who has lice, on the same day. There are many treatment products. Some new products do not contain traditional insecticides. Be sure to follow directions carefully. Do a second treatment as advised. You may choose to use the Wet Combing method – pick up instruction sheets at the school or search head lice on the internet. Remove all eggs or some may hatch and the lice problem will continue and spread.
- ◆ Vacuum your house and wash clothing and bedding used the last 3 days. Remind your children not to share combs, brushes, hats, head-bands, etc.

Co-operation in finding the lice and getting rid of them completely will bring the problem under control.